

Targeting Viral Envelope Proteins: An Application to the Zika Virus

Arul Prasad

Mentor: Dr. Gil Alterovitz

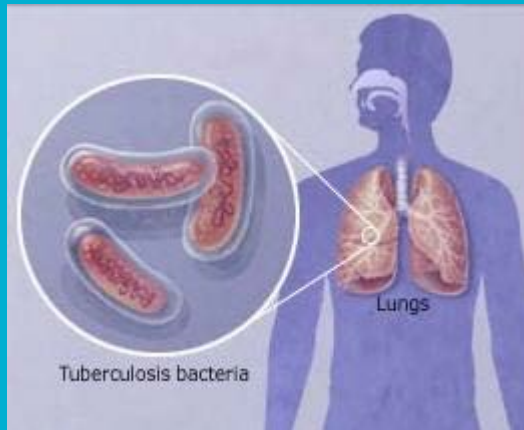
May 22nd, 2016

MIT PRIMES Conference

Motivation

Zika is part of an emerging trend of infectious diseases that we have witnessed in recent years: drug resistant TB, MRSA, SARS, H1N1, etc.

We need a quick, automated solution, that can quickly filter and select molecules for testing immediately as new infectious diseases arise.

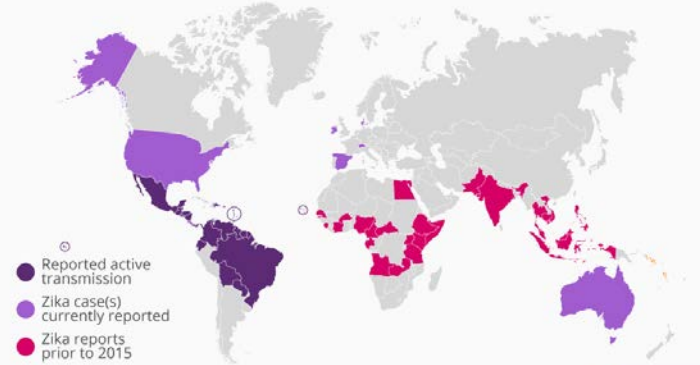


Background

- Zika is transmitted through mosquito bites (*Aedes*)
- Flavivirus genus
- Connected to microcephaly and Guillain-Barre syndrome

The Spread Of The Zika Virus

Countries and territories with active Zika virus transmission* and reported cases



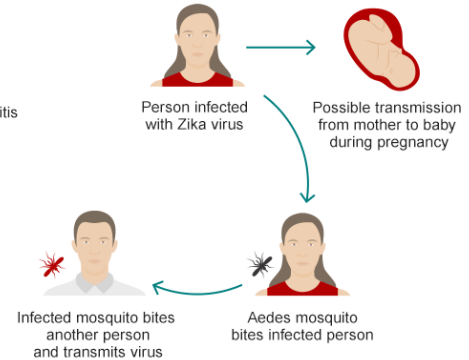
Source: Centers for Disease Control and Prevention
*As of February 2016

statista

Zika virus transmission cycle

Symptoms

- Fever
- Rash
- Joint pain
- Conjunctivitis (red eyes)

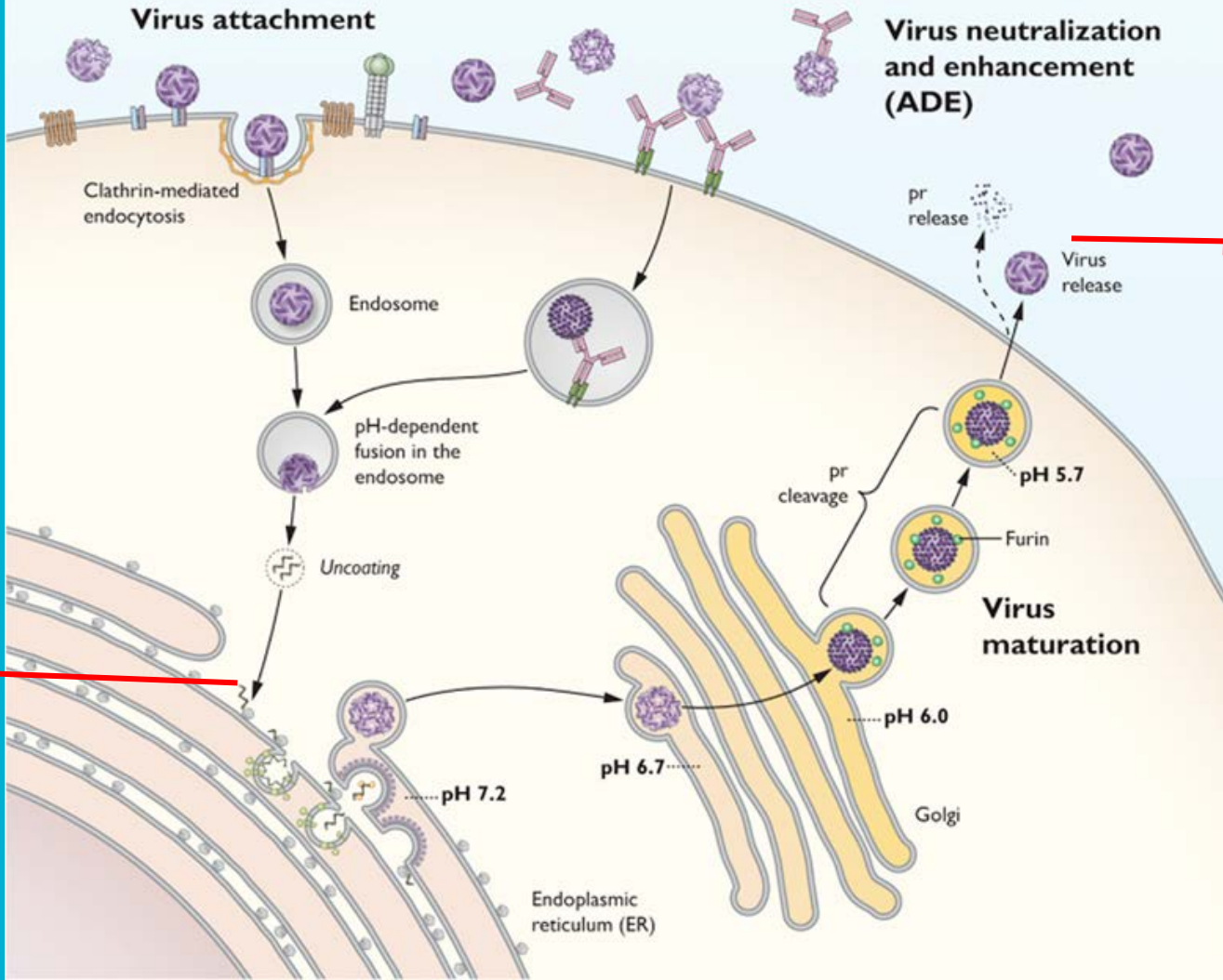


Zika can be transmitted through blood, but this is an infrequent mechanism. The virus has also been isolated in semen, but person-to-person sexual transmission is unconfirmed.

Source: PAHO/WHO



Virus attachment



Virus neutralization and enhancement (ADE)

Clathrin-mediated endocytosis

Endosome

Endosome

pH-dependent fusion in the endosome

Uncoating

pH 7.2

Endoplasmic reticulum (ER)

pH 6.7

pr release

Virus release

pr cleavage

pH 5.7

Furin

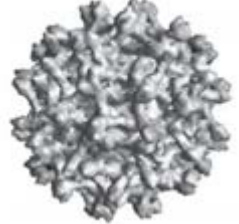
Virus maturation

pH 6.0

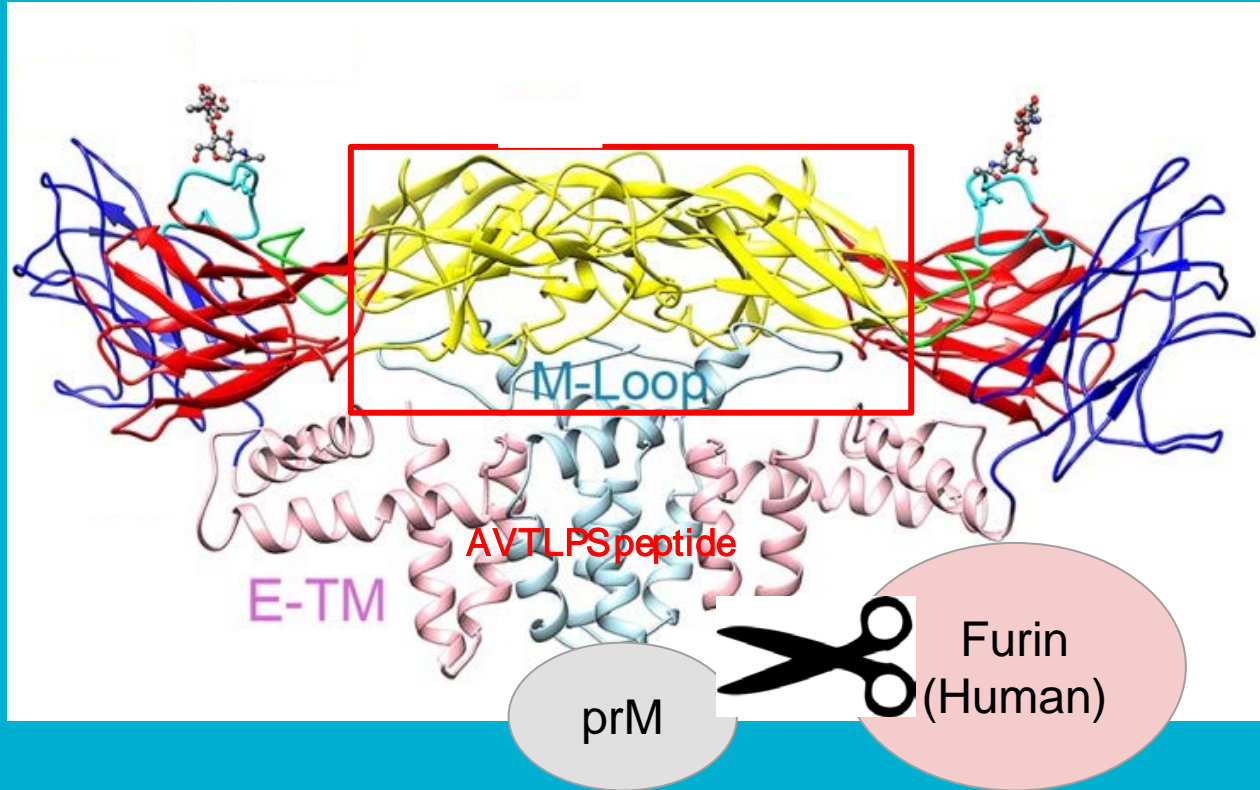
Golgi

Mature virus infectious

Immature virus non-infectious



Virus Structure



Solution

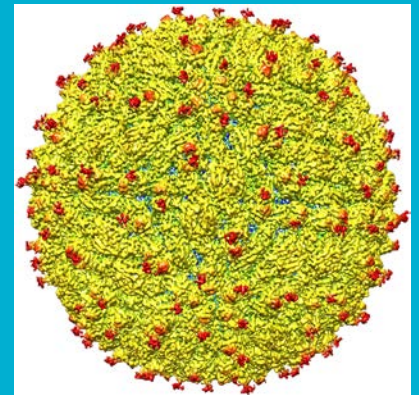
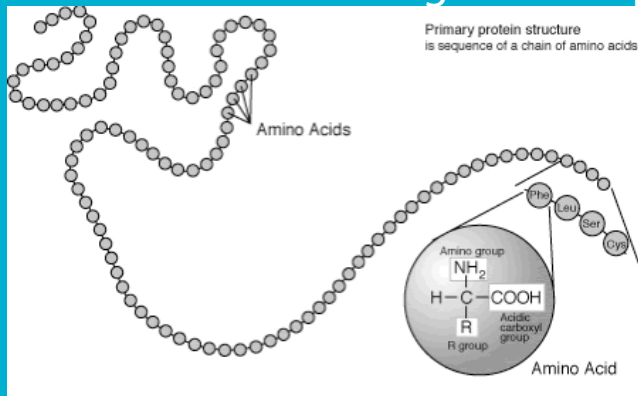
Inhibit the interaction between human Furin protein and the AVTLPS peptide in the envelope protein of the Zika virus.

- Prevent activation of the virus
- This can be applied to many other viruses as well (Dengue)

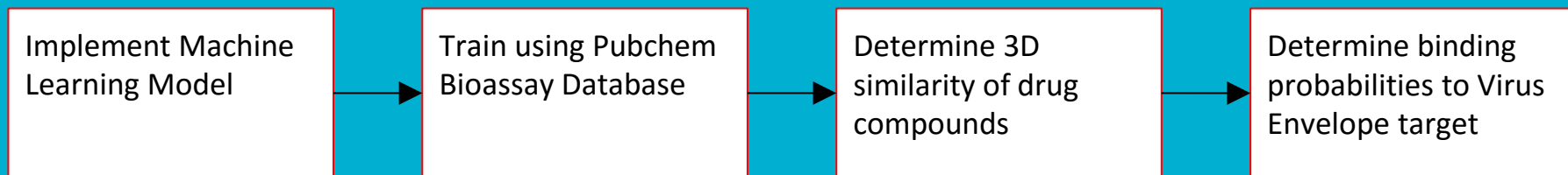


Methods

1. Isolate AVTLPS peptide and surrounding envelope protein from Zika protein structure
2. Implement Support Vector Machine (svm) pipeline to screen through 7,863 FDA approved drug compounds with high binding probabilities to the region
3. Determine docking score of proposed drugs with envelope protein

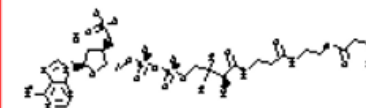
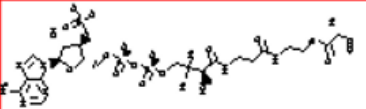

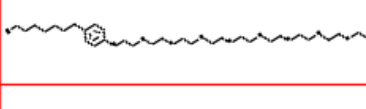
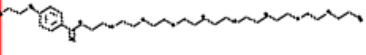


SVM Pipeline



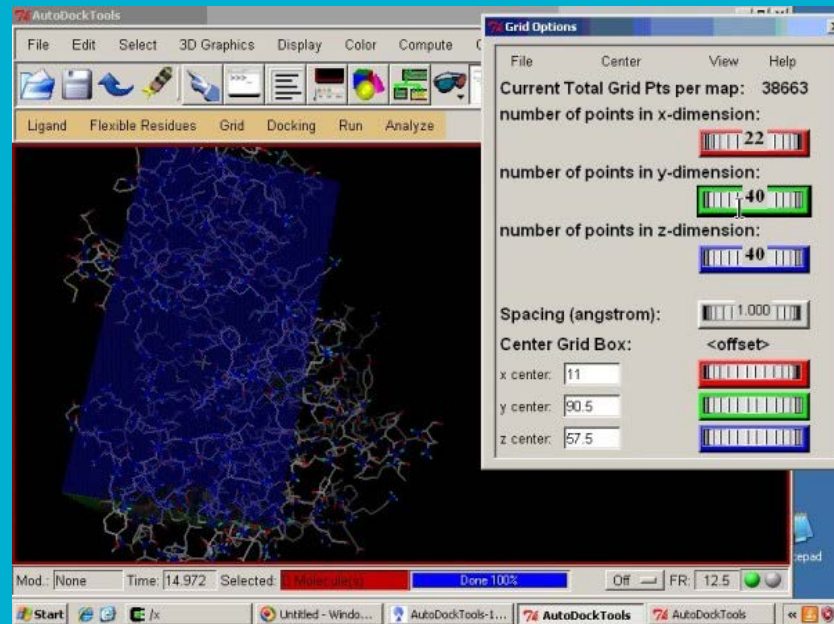
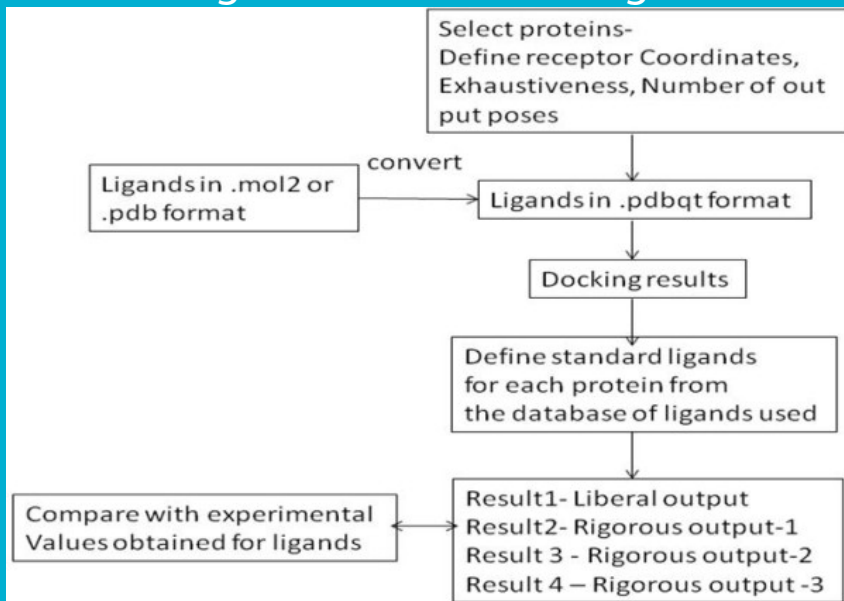
Results (Binding Probability)

➤ Previously for TB, a 0.897 binding probability was successful in lab testing

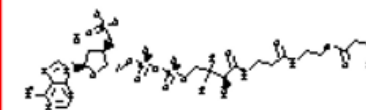
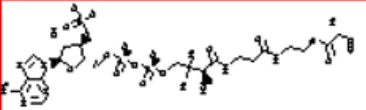

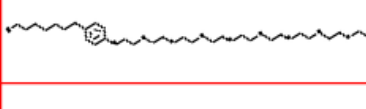
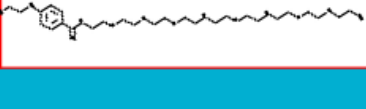
Drug	Binding Probability	Name	Toxicity
	0.917	ZINC96006099	None
	0.895	ZINC96006113	None
	0.890	ZINC53683653	None
	0.888	AZINC08214629	None
	0.887	AZINC03830276	None

Docking

- Test drug compounds with top five binding probabilities
- Binding simulations of drug to structure



Results (Docking Score)

Drug	Binding Probability	Name	Docking Score
	0.917	ZINC96006099	-5.8
	0.895	ZINC96006113	-5.4
	0.890	ZINC53683653	-6.7
	0.888	AZINC08214629	-3.6
	0.887	AZINC03830276	-3.7

Discussion

➤ ZINC53683653 has highest docking score of -6.7

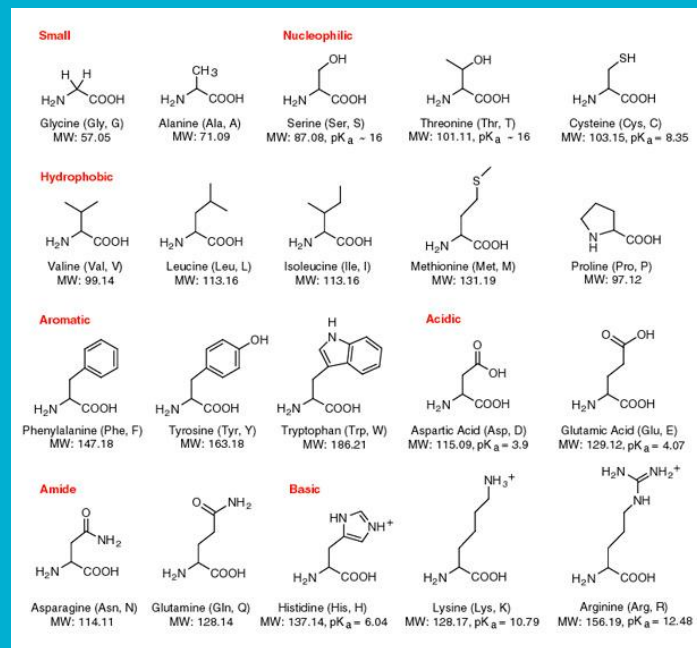
- Molecular weight: 677.843 g/mol

➤ ZINC96006099

- Docking score: -5.8
- Molecular weight: 849.599 g/mol

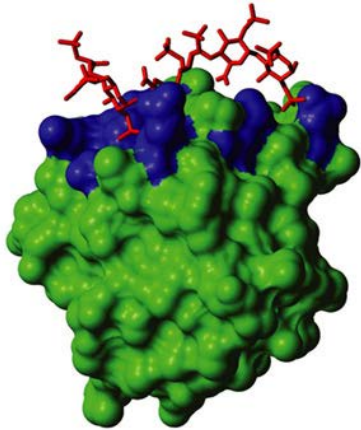
➤ ZINC96006113

- Docking score: -5.4
- Molecular weight: 862.574 g/mol

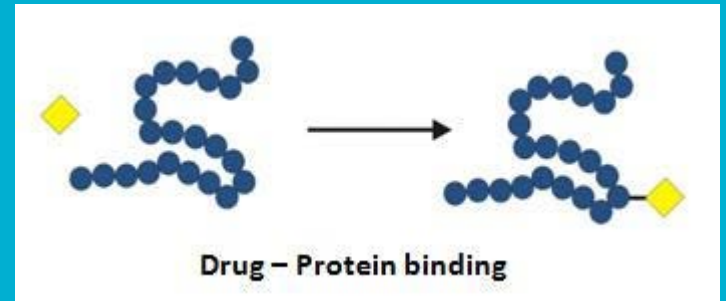


Conclusion

ZINC53683653 is the best candidate FDA approved drug compound available to fight the Zika virus.



Nature Reviews | Cancer



Future Work

- Modify drug compounds to enhance docking score
- Send proposed drug compounds to real life lab testing
- Apply methods to other viruses
 - Furin used in many virus activation cycles



THANK YOU